

# Type 563 Aqua Butterfly Valve

## Standard Features

- **Size**  
2"-12"
- **Body**  
Glass-filled Polypropylene  
Compatible with ANSI and  
DIN flanges
- **Wetted Materials**  
PVC, EPDM
- **Disc**  
PVC
- **Stem**  
304 Stainless Steel (non-wetted)
- **Seal**  
EPDM
- **Movement**  
Lockable lever moves in increments  
of 5 degrees or available with  
gear operator
- **Operating Temperature**  
Maximum temperature 122°F

## Optional Features

- **Actuation**  
Electric actuation  
Pneumatic actuation

## Applications

- For water use only
- Aquariums
- Water Parks

## General

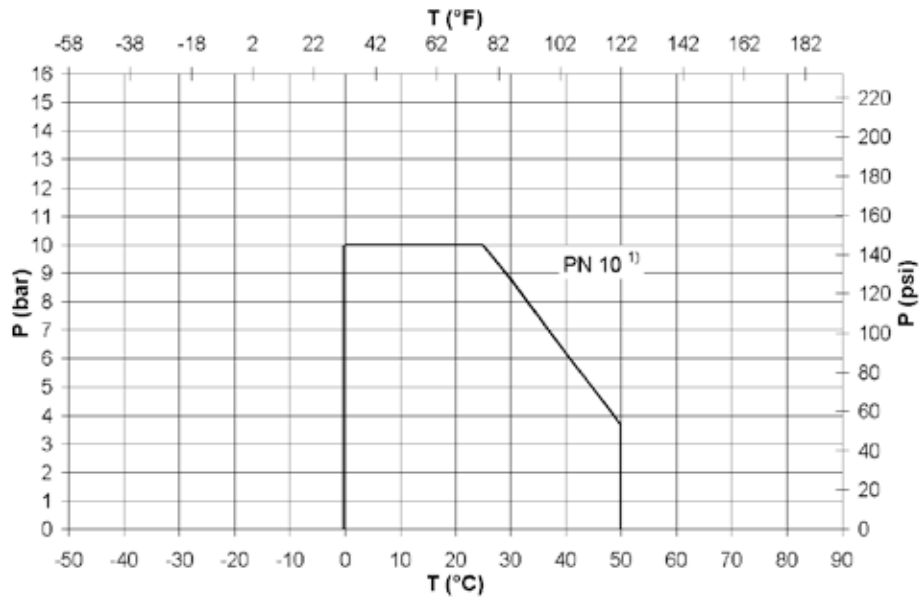
Specifically for water applications, the Type 563 Aqua butterfly valve operates at pressures of up to 150PSI and can handle temperatures from 32°F to 142°F. The wetted inner body is made of PVC with EPDM seals. Because of the plastic body, the Aqua valve is lightweight and installs easily between flanges. The Aqua valve is compatible with ANSI and DIN flanges and is available from 2" to 12". The Q-ring seals allow the valve to be installed without additional gaskets.



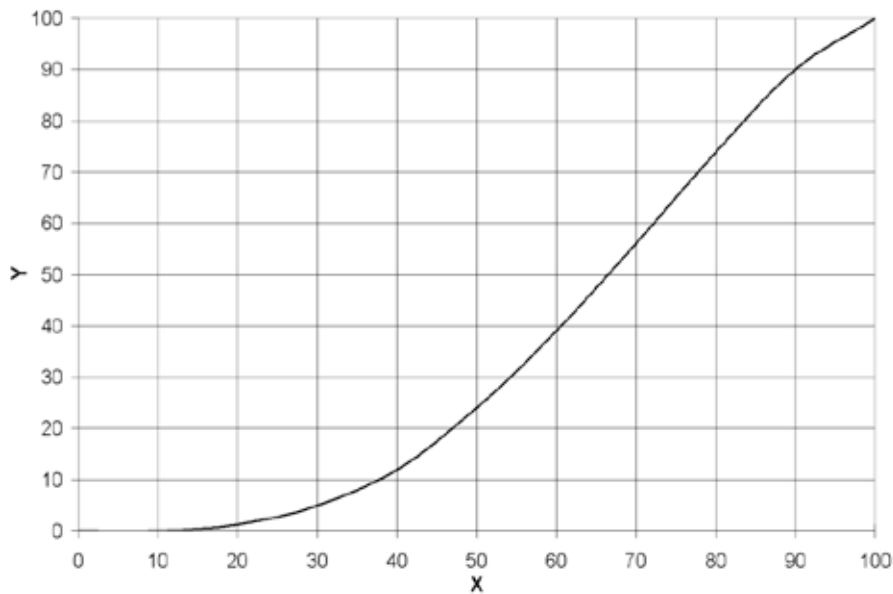
**GEORG FISCHER**  
PIPING SYSTEMS

# Type 563 Aqua Butterfly Valve

PVC



## Flow Characteristics

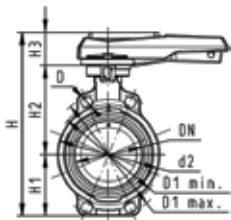


X Open angle (%)  
Y Flow factor kv (%)

## kv values

DN mm	DN inch	d mm	kv 100 l/min ( $\Delta p=1\text{bar}$ )	Cv 100 US gal/min ( $\Delta p=1\text{psi}$ )	kv 100 m <sup>3</sup> /h ( $\Delta p=1\text{bar}$ )
50	2	63	1470	103	88
65	2½	75	2200	154	132
80	3	90	3000	210	180
100	4	110	6500	455	390
125	5	140	11500	805	690
150	6	160	16600	1162	1000
200	8	225	39600	2772	2380

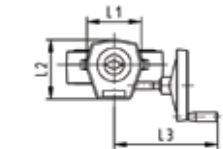
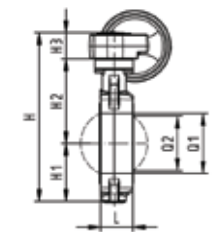
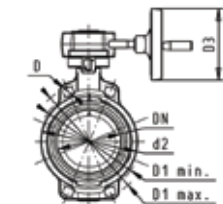
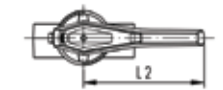
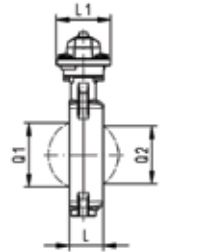




## Type 563 with Hand Lever

note:10" and 12" max 90psi for safety

Inch	psi	Cv-value	d	D	D1 min.	D1 max.	d2	H	H1	H2	H3	L	L1	L2	Q1	Q2
2	150	103	63	19	120.0	125.0	104	264	77	134	54	45	106	205	35.74	
2½	150	154	75	19	139.7	145.0	115	277	83	140	54	46	106	205	50.93	30.60
3	150	210	90	19	150.0	160.0	131	289	89	146	54	49	106	205	64.01	46.24
4	150	455	110	19	175.0	190.5	161	325	104	167	55	56	106	255	84.46	69.96
5	150	805	140	19	210.0	215.9	187	352	117	181	55	64	106	255	110.71	94.50
6	150	1162	160	19	241.3	241.3	215	373	130	189	55	72	106	255	136.08	121.54
8	150	2772	225	19	290.0	295.0	267	435	158	210	67	73	140	408	175.62	166.23
10	150	3865	280	25	253.0	362.0	329	554	205	264	85	113	149	408	210	207
12	150	5600	315	25	400.0	432.0	379	598	228	285	85	113	149	408	256	253



## Type 563 Gear Operator

Inch	psi	Cv-value	d	D	D1 min.	D1 max.	d2	H	H1	H2	H3	L	L1	L2	L3
2	150	103	63	19	120.0	125.0	104	264	77	134	54	45	106	205	236
2½	150	154	75	19	139.7	145.0	115	277	83	140	54	46	106	205	236
3	150	210	90	19	150.0	160.0	131	289	89	146	54	49	106	205	236
4	150	455	110	19	175.0	190.5	161	325	104	167	55	56	106	255	236
5	150	805	140	19	210.0	215.9	187	352	117	181	55	64	106	255	236
6	150	1162	160	19	241.3	241.3	215	373	130	189	55	72	106	255	236
8	150	2772	225	19	290.0	295.0	267	435	158	210	67	73	140	408	236
10	150	3865	280	25	353.0	362.0	329	529	205	264	60	113	134	151	261
12	150	5600	315	25	400.0	432.0	379	573	228	285	60	113	134	151	261

Q1	Q2
35.74	
50.93	30.60
64.01	46.24
84.46	69.96
110.71	94.50
136.08	121.54
175.62	166.23
210	207
256	253



## Type 563 Aqua Butterfly Valves Part Numbers

Inch	Part No. Lever	Part No. Gear
2	161 563 002	161 563 042
2½	161 563 003	161 563 043
3	161 563 004	161 563 044
4	161 563 005	161 563 045
6	161 563 007	161 563 047
8	161 563 008	161 563 048
10	161 563 009	161 563 049
12	161 563 010	161 563 050